



Proceedings of the Eastern Asia Society for Transportation Studies

Vol.11, 2017



Eastern Asia Society for Transportation Studies

| [HOME](#) | [SITEMAP](#) | [CONTACT US](#) |



[ABOUT EASTS](#) | [MEMBERSHIP](#) | [EVENTS](#) | [ACTIVITIES](#) | [ONLINE JOURNAL](#) | [PUBLICATIONS](#)

Highlights of EASTS Board Meeting 2016

- Date: 12 September 2016, 10:00-15:00
- Venue: Saigon Prince Hotel, Ho Chi Minh City, Vietnam



► Attendance and Board of Directors

<http://www.easts.info/about/organization/organization.html#BM>

- 26 members of the Board of Directors attended.
- Mr. Tohru Tamura from EASTS-Japan, Mr. Alexis Fillone from Transportation Science Society of the Philippines, Mr. Agus Taufik Mulyono from Indonesia Transportation Society, and Mr. Sivakumar, a proxy of Mr. Kumarage who is a representative of Sri Lanka Society for Transport & Logistics are welcomed as new members of the EASTS Board.

► Approval of New Domestic Society

<http://www.easts.info/about/organization/organization.html#BM>

- The Board officially approved Sri Lanka Society for Transport & Logistics (SLSTL) as a new member domestic society of EASTS.

► **ISC (International Scientific Committee)**

<http://easts.info/isc/>

- ISC would work more for obtaining the academic reputation (e.g. journal citation) of the EASTS Journal (ATS).
- The new Topic Code K (Emerging Technology and New Transport Industry) was added.

► **Conference Preparation**

<http://www.easts.info/events/conference/>

- The proposal of the change in date and venue of the conference has been approved by the Board. The venue changed to Sheraton Hotel of Saigon located at the center of Ho Chi Minh City and the conference date would be on September 18-21 of 2017.
- The preferred conference theme “Safe, green and integrated transport” was approved by the Board.

► **IRG (International Research Group)**

<http://www.easts.info/activities/irg/>

- The continuation of all on-going IRGs has been approved by the Board.
- Two new IRGs have been approved.

► **ICRA (International Cooperative Research Activity)**

<http://www.easts.info/activities/icra/icra.html>

- One applicant was conditionally awarded with the ICRA-A Research Grant with important suggestions on the improvement of the study contents.

► **International Activities with TRB and WCTRS**

- It was reported that EASTS has the joint activities with other international transportation societies such as the Transportation Research Board (TRB) and the World Conference on Transport Research Society (WCTRS).

--

This report was prepared by Dr. Mio SUZUKI and Prof. Karl B. N. Vergel (EASTS Secretariat).

[▲ Back
to top](#)

Copyright 1998-2005. Eastern Asia Society for Transportation Studies. All rights reserved.



Proceedings of the Eastern Asia Society for Transportation Studies

Vol.11, 2017

A: Transportation General

- 1 [A Model to Evaluate the Robustness of Interurban Road Network](#)
Muhammad RIZAL Pradono PRADONO Ibnu SYABRI Harkunti Pertiwi RAHAYU
- 2 [Harnessing Twitter Data for Analyzing Public Reactions to Transportation Policies: Evidences from the Odd-Even Policy in Delhi, India](#)
Rounaq BASU Aparup KHATUA Arnab JANA Saptarshi GHOSH
- 3 [Observation of Traffic State Based on Mac Address Matching by Using Bluetooth](#)
Thana Potanon Pitchaya Panwan Tetsuhiro Ishizaka Atsushi Fukuda
- 4 [The Pattern of Travel Behavior in Khon Kaen City](#)
Pattamaporn WONGWIRIYA Fumihiko NAKAMURA Shinji TANAKA Ryo ARIYOSHI
- 5 [Cartographic Reconstruction and Spatial Analysis of Manila's Historical Railway System and Land Use \(1895-1925\) using a Geographic Information System](#)
Johnson DAMIAN Daniel MABAZZA
- 6 [Evaluation of Pedestrian Facility along Six Signalized Intersections in Cagayan de Oro City](#)
Simon GO Jefferson VALLENTE Anabel ABUZO
- 7 [Service Characteristics of Transportation Network Companies \(TNCs\) and Conventional Taxis in Metro Manila, Philippines](#)
Arden Glenn A. PARONDA, M.S. CE Dr. Jose Regin F. REGIDOR Dr. Ma. Sheilah G. NAPALANG
- 8 [Characteristics of Bridge Deterioration based on inspection data in Japan](#)
Kazuaki OKUBO Pang-jo CHUN Shingo ASAMOTO
- 9 [Study on Transportation Behavior of Middle-Class Households with Children in Bangkok, Thailand](#)
Mihoko MATSUYUKI Damrongsak RINCHUMPHU
- 10 [Urban Roadway Traffic Information from Bluetooth Scanner System](#)
Porntep PUANGPRAKHON Sorawit NARUPITI
- 11 [Sustainability of gas stations: consideration of operational profitability and demand](#)
Michimasa OHYAMA Haruo ISHIDA Naohisa OKAMOTO
- 12 [Transport Affordability and Motorcycle Ownership in Low-income Households: Case of Yogyakarta Urbanised Area, Indonesia](#)
Mengyun LI Weijie WANG Xuejian Kang
- 13 [Association of Location and Accessibility of Small Adaptively Reused Hotels from Heritage Buildings in Bangkok with the hotels' rating](#)
Chotewit PONGSERMPOL
- 14 [A Framework to Develop a Long-term Maintenance Plan Using HDM-4 for the Developing Countries](#)
Md. Shafiul AZAM Moinul HOSSAIN
- 15 [A Review of Potential Revitalizing Heritage Town Through Cycling: A Case Study of Taiping Town, Malaysia](#)
Yong Adilah SHAMSUL HARUMAIN Nur Farhana AZMI Suhaini YUSOFF

- 16 [Why Women Walk? : A Case Study of Women Travelling in Klang Valley, Malaysia](#)
Yong Adilah SHAMSUL HARUMAIN Nur Farhana AZMI Suhaini YUSOFF
- 17 [Comparison of Trip Attraction Between a Mall and a School in the City of Dagupan, Philippines](#)
John T. ZAMORA Alexis M. FILLONE
- 18 [A STUDY OF MEASURES TO IMPROVE THE AVERAGE SPEED AND CAPACITY OF LOCAL BUS SERVICES IN JAPAN](#)
Ryo Watanabe Fumio Kurosaki
- 19 [Analysis of Parking Demand and Impacts of Parking Pricing on Commuter Mode Choice in Hanoi, Vietnam](#)
Thanh Thi My TRUONG Anh Tuan VU
- 20 [Research on Solutions to Attract Bus Passenger in Ho Chi Minh City](#)
Trinh Van CHINH Thu Thuy TRINH Tu Anh TRINH Pham Minh CHAU
- 21 [Analysis of Motorcycle Ownership: A Case Study in Ho Chi Minh City](#)
Long Xuan NGUYEN Tin Minh NGUYEN
- 22 [Modeling Of Students Travel Behavior During Class Suspension Due to Bad Weather](#)
Lexter Strike S. IBASCO Dr. Alexis M. FILLONE
- 23 [A Study On The Preferences In Personal Vehicle Mode Transformation Based On Trip Characteristics](#)
NUR KHAERAT NUR
- B: Transportation Economics and Policy**
- 24 [Layout Criteria of an Access Mode's On and Off Facility at Railway Stations](#)
Sigon KIM Kwang-kyun LIM
- 25 [Integrated multimodal transport and logistics: strategy for Vietnam transportation corridors](#)
Dr.-Ing. Le Thu Huyen
- 26 [Evaluation Model of Pricing Policy for Urban Transport Networks](#)
Chang Quan KUI Takamasa AKIYAMA Hiroaki INOKUCHI
- 27 [Assessing the Potential of Emission Inventory as Tools to Bridge the Sustainable Sea Port Concept and Business Process Improver](#)
Danang PARIKESIT Yusa Cahya PERMANA
- 28 [A Cost-Benefit Analysis of Bus Rapid Transit System in the Taichung City, Taiwan](#)
Chao-Fu YEH Liang-Tay Lin
- 29 [Parking Analysis and Contingency Valuation of Parking Facilities along Central Business District, Market and School Areas in Cagay](#)
Anabel A. ABUZO David Jorey G. ALFARO Francis Vincent G. CAMOMOT Ma. Kresna D. NAVARRO
- 30 [Population Size and Cooperation between Airlines and Railways](#)
Kazuaki OKUBO Toshimori OTAZAWA
- 31 [Institutional Framework for Multimodal Transport Coordination Development to Support Logistics System in Tanjung Priok](#)
Nurullah Budiswanto Miming Miharja B.Kombaitan Pradono Pradono
- 32 [Comparison of the Environmental Graphic Design and the Travelers' Perception on the Exit Route of Subway Stations in Bangkok](#)
Pakachart PUTTIPAKORN Prapatpong UPALA
- 33 [A Study on the Financial Effect of Promoting Autonomous Emergency Breaking for Elderly Drivers](#)
Shuhei WADA Toru HAGIWARA Nozomu SATAKE
- 34 [Regional Economic Effect of Development of Hokuriku Shinkansen Considering Actual Change in Tourist Behavior](#)
Tetsuji SATO Shoichi YOSHITOMI
- 35 [Car Free Day as An Effort of Sustainable Transportation Systems Towards Smart City in Developing Countries](#)
A. Caroline SUTANDI Wimpy SANTOSA Nataneel Alvinus SOLOSSA
- 36 [Persuasive Communication to Promote Bus Commuting: Mobility Management in Binh Duong, Vietnam](#)
Yosui SEKI Minh Tu TRANB Ayako TANIGUCH Nobuyasu SUGIYAMA

- 37 [A Proposed Non-Deterministic Mathematical Model to Develop a Standard Jeepney Fare in Metro Manila Using a Cost-Benefit Ap](#)
Riches BACERO Jan Francis ASIS Brylle Louize BATAN Georgina Anne DE JESUS
- 38 [A Study on Travelers' Behavior Towards Carsharing System: Case Study of Dalian, China](#)
Vanduy TRAN Shengchuan ZHAO El Bachir DIOP
- 39 [A Population Analysis Study of Hokkaido Railway](#)
Ryusuke TAKEUCHI Tomonori OMINO Hitoshi ASAMI
- 40 [The Optimal Toll Management of Urban Expressway with Long Term Variable Traffic Demand](#)
Takamasa AKIYAMA Hiroaki INOKUCHI
- 41 [Transport Infrastructure Development Assessment Using a Multi-Regional Inoperability Input-Output Model](#)
Kristen Ian Daniel ROQUEL Alexis FILLONE Krista Danielle YU
- 42 [Relationship between Efficiency of Bus Transit System and Subsidy, Using a Stochastic Cost Frontier Model](#)
Kyungwoo Kang Youngha Kim
- 43 [Feedback and its impact on driving behaviour of drivers in Delhi](#)
Dinesh MOHAN Rahul GOEL Geetam TIWARI
- 44 [Study on the Optimal Subsidy Policy for the Development of Methanol Vehicle in China](#)
Chengjinag LI Wen Long YUE Xin ZOU
- 45 [The Effect of Airline's Sustainable Marketing on Corporate Image and Customer Loyalty](#)
Kai-Chieh HU Kai-Chieh CHIA
- C: Travel Demand Analysis and Forecast**
- 46 [Using a demographic-based model in forecasting travel demand in Hanoi](#)
Thanh Tu NGUYEN Jean-Loup MADRE
- 47 [Short-term Impacts of Employment Decentralisation in Brisbane, Australia](#)
Matthew BURKE Tiebei LI Jago DODSON Aidan BROTHERTON
- 48 [The Travel Behaviors of Foreign Tourists in Bali-Indonesia](#)
Putu HERMAWATI Sakti Adji ADISASMITA Muhammad Isran RAMLI SUMARNI Hamid
- 49 [Demand Management of Air Trip Distributions for Penghu Off-shore Island](#)
Sui-ling Li
- 50 [TRAVEL BEHAVIOUR OF SCHOOL CHILDREN IN WESTERN PROVINCE, SRI LANKA](#)
T.P Amalan B.P.Y Loo A.S Kumarage
- 51 [Characteristic Comparison of Tourist Areas Using the Statistical Information](#)
Atsushi TANAKA Naohisa OKAMOTO Toshihiro SUZUKI Reiko ASANO
- 52 [Factors Influencing the Future Choices of Mass Rapid Transit Use in Motorcycle Dependent Cities of Developing Countries](#)
Le Quan HOANG Toshiyuki OKAMURA
- 53 [Preliminary Modelling for Ship Passenger Arrival Distribution Case of Gapura Surya Nusantara Passenger Terminal, Tanjung Perak](#)
Hitapriya SUPRAYITNO Agit Eka PAMBUDI Muhammad Shofwan Donny CAHYONO
- 54 [Jeepney Service Operation and Demand in Baguio City, Philippines](#)
Lovely L. RAÑOSA Alexis M. FILLONE Mark P. DE GUZMAN
- 55 [A Study on Idling Behavior of Street Parking in Commercial Area of City Center](#)
Eisuke DOUGAKI Yoshitaka KAJITA Trong Dung NGUYEN
- 56 [Analysis of Activity-travel Patterns of Students at Mapua Institute of Technology](#)
Ma. Bernadeth LIM Hector LIM, Jr. Christopher James ARCHES Diego Carlos CUENCA
- 57 [Investigation of the Factors Affecting Mode Choice Preferences of Public Transport Users: A Case Study of Main North Road, Adelaide](#)
Munshi NAWAZ Sekhar SOMENAHALLI Andrew ALLAN
- 58 [Mode shift behaviour study of car users with respect to mass transit in a metropolitan context](#)

- Nipa A DESAI Dr. G J JOSHI
- 59 [An Empirical Analysis on Determinants of the Railroad Ridership in Korea](#)
Sung Hyo Hong Jang-Wook Kim Sang-Chol Lee Wonchul Kim
- 60 [Developing Alternate Methods for Determining Route Capacity of Public Transportation in Metro Manila](#)
Nelson DOROY Rainjani BANDRIL Sarah CHAVEZ Ma. Nissa MONTECILL
- 61 [Complex Network Analysis of Bus Network in Hanoi, Vietnam](#)
Ngoc Dung BUI Hieu Vu TRAN Xuan Tich PHAM Binh T. H. NGUYEN
- 62 [Bali Trans Sarbagita: Comparison between Utility maximization and Regret Minimization](#)
Prawira Fajarindra BELGIAWAN Anugrah ILAHI Kay W AXHAUSEN
- 63 [Mode Choice of Transit System in Denpasar Greater Area \(SARBAGITA\)](#)
Anugrah ILAHI Prawira Fajarindra BELGIAWAN Kay W AXHAUSEN
- 64 [Exploring Mode and Brand Choices in Motorcycle Dependent Cities for Policy Analysis Related to Emission Reduction](#)
Tien Dung CHU Thi Ngoc NGUYEN Tomio MIWA Takayuki MORIKAWA
- 65 [Logit Model Estimation of Public Transportation Mode Choice in Metro Manila](#)
Nelson DOROY Hussein LIDSASAN Mark Richmund DE LEON German AVENGOZA
- 66 [Network Vulnerability Analysis and Mitigation Strategy against Cascading Failure](#)
Kashin SUGISHITA Yasuo ASAKURA
- 67 [Domestic Air Travel Demand Forecasting Model in the Philippines](#)
Metodia TRINIDAD Reyna Joie REMOTIN Reyden CABARGADA
- 68 [Urban Travel Demand Analysis: A Case Study of Maputo, Mozambique](#)
Atanasio TEMBE Fumihiko NAKAMURA Shinji TANAKA Shino MIURA

D: Logistics and Freight Transportation

- 69 [Development of Strategies to Improve Attractiveness of Bus Services in Large Cities in Developing Countries](#)
Thi Huong LE Anh Tuan VU
- 70 [Consideration of \(Inter\)national or Regional Freight Transport Models and Its Performance Indicators In Kalimantan Island](#)
Said BASALIM Danang PARIKESIT Sigit PRIYANTO Zudhy IRAWAN
- 71 [Reverse Logistics Models in the Distribution and Transportation Network \(Case Study Plastic Waste Management in Indonesia\)](#)
Hendy Suryana Gatot Yudoko Heru Purboyo Hidayat Putro Puspita Dirgahayani
- 72 [A Total Logistics Cost Model for Detailed Impact Assessment of Freight Transport Management Measures – Using the Example of](#)
Binh NGUYEN THI
- 73 [An Optimization Strategy for Inter Terminal Transportation \(ITT\) of Containers: Case of Port of Colombo](#)
Tharindu EDIRISOORIYA Yapa. M. BANDARA
- 74 [Dynamic Model of Supply for Manau Rattan West Sumatra](#)
Nurlaela k DEWI Pradono PRADONO Miming MIHARJA Gatot YUDOKO
- 75 [Discussions about Traffic Safety Measures Using Traffic Calming Devices in Japan](#)
Sachiko OHASHI Shinsuke SETOSHITA Kosuke SEKI Takahiro TAKESHITA
- 76 [Freight Transport Cost Monitoring Through Vehicle Utilization Measurements](#)
Delgermasan MISHIG Batkhurel GOMBODORJ
- 77 [To Determine the Location of the Logistics -Transport Center Based on the "Green" Logistics Principle](#)
Unursaikhan DAMBADORJ Ariunbyamba GUNCHINSUREN
- 78 [Distribution of Mongolian Mineral Resources, Transportation and Logistics Analysis](#)
Erdenechimeg E I, Asralt B. Munkh J.

E: Regional Planning and Environment

- 79 [Modeling the Relationships between Home-Work-Home Activity Durations and Travel Times of Workers in Hong Kong](#)
Junbiao SU William H.K. LAM Xinjun LAI Mei Lam TAM
- 80 [The Changes in Population and Residential Distribution through Depopulation in Japanese Local Cities: A Case of Eastern Part of T](#)
Haruka OHTA Asumi TAKAHASHI Kei FUKUYAMA Masashi KUWANO
- 81 [Logistics management issues on the tourism industry in Mongolia](#)
Chuluuntsetseg LKHAGVASUREN Amartuvshin LKHAGVASUREN
- 82 [Agglomeration Economies in Maritime Manufacturing Sector: A Case Study in Japan](#)
Koji DOMAE Hidenobu MATSUMOTO
- 83 [Do People Like to Live in a Compact City?](#)
Rafiur Rahman Md. Mahmud Hossain Md. Shafiul Azam Moinul Hossain
- 84 [Analysis of Vehicle Emission Inventory and Emission Mitigation Strategy](#)
Tu Anh TRINH hi Phuong Linh LE
- 85 [Evaluation of Road Traffic Injuries and Deaths of Children around the Primary School in Thailand](#)
Kirati SATTANON Prapatpong UPALA
- 86 [Promote Inbound Tourism in Surrounding Destinations of Mega City](#)
Takeshi KURIHARA Satoshi WATANABE Asaki YANASE Naohisa OKAMOTO
- 87 [Characterizing Tourism Accessibility of Sagada, Mountain Province and Banaue, Ifugao Philippines](#)
Jan Nicholas S. BALDO Alexis M. FILLONE Nicanor, ROXAS Jr
- 88 [Research on Solutions to Attract Bus Passenger in Ho Chi Minh City](#)
Trinh Van CHINH Thu Thuy TRINH Tu Anh TRINH Pham Minh CHAU
- 89 [Analysis of temporal and spatial variations of ozone concentration considering traffic flow and solar radiation](#)
Youngkook KIM
- 90 [Holiday Travel Behavior during Songkran Festival in Thailand](#)
Sohani Pramodha LIYANAGE Phattarasuda WITCHAYAPHONG Siriwarang JENSUPAKARN Surachet PRAVINVONGVI
- 91 [Influence of CO2 emission to the various travel speed; Joint research IRE Indonesia and NILIM Japan](#)
Agah Muhammad MULYADI Yosuke NAGAHAMA Ryuji INOUE
- 92 [An Initial Study on the Effects of Philippine CME-Diesel Blends on Drive Cycle Fuel Economy of an In-Use Light Duty Asian Utility V](#)
Jeffrey James C. LAGUITAO Edwin N. QUIROS
- 93 [A Practical Study on Evaluating the Benefits of Transportation for Building Sustainable Cities](#)
Shotaro ABE Fumi TAKAHASHI Terutomo SHIMO Hiroaki TAKEBAYASHI
- 94 [Estimation of the Factors of Population Inflow in Inner City by using the Mobile Spatial Statistics : The Case of Obihiro City, Japan](#)
Mikiharu ARIMURA Takumi ASADA Takumi OGOSHI
- 95 [The Influence of Cycling Device and Pro Environmental Awareness Towards Cycling in the Campus](#)
Nur Sabahiah Abdul SUKOR Khairunnisa ZULKIFLY
- 96 [Estimation of Snow Removal Operation Effects Using a Travel Speed Prediction Model](#)
Sungmin HONG Toru HAGIWARAb
- 97 [Electric Bus Operational Design for Sub-urban City Service: A Case Study of Putrajaya, Malaysia](#)
Hooi Ling KHOO Lai Mun CHONG Siew Yoke GOH

F: Public and Non-motorized Transportation

- 98 [Three-Wheeler in Sri Lanka: Aspects and Problems Faced by Passengers](#)
Chamodya Sathsarani RANATHUNGA Djoen San SANTOSO
- 99 [Assessment of Public Transport Supply in Motorcycle Dependent Cities](#)

An Minh NGOC

- 100 [Parking allocations and Pricing Strategies of Two-stage Optimization Models for Makung Airport](#)
Sui-Ling Li
- 101 [Users' Assessment of Auto Rickshaw: A Paratransit Mode for Mid-Sized City in India](#)
Sanjeev SINHA, Shubhajit SADHUKHAN Saurabh KUMAR Ranja BANDHYOPADHYAY
- 102 [The Effect of Land Use and Pedestrian Infrastructures Design on Pedestrian-based transit ridership \(PBTR\) at Urban Rail Transit Station](#)
Mohd Farid JAAFAR SIDEK Abdul Azeez KADAR HAMSA Norzailawati MOHD NOOR Mansor IBRAHIM
- 103 [Estimation of Access Mode Choices based on Walkable Environment Index in Bangkok, Thailand](#)
Sathita MALAITHAM Atsushi FUKUDA Varameth VICHIENSAN Tetsuhiro ISHIZAKA
- 104 [Older Pedestrian Crossing Behaviors and Crash Risks in Mid-Block Signalized Crosswalks](#)
Geumyeol SEO Jaisung CHOI Sangyoun KIM Seungwon JEONG
- 105 [Intention of Using Bus Rapid Transit \(BRT\): Comparing the Theory of Planned Behaviour Model between Thai and Japanese Young Adults](#)
Rattapanorn KAEWKLUENGLKOM Wichuda SATTIENAM Sitha JAENSIRISAK Thaned SATTIENAM
- 106 [Analysing the effects of Land Use Characteristics on Passenger Ridership of Rail-based Transit Oriented Development – Lessons from Singapore](#)
Fatahsha Amira BAKRI Abdul Azeez KADAR HAMSA
- 107 [Which Factors Affect "Walkability" of Pedestrians on Sidewalk in Indian cities?](#)
Kavita RANI Amardeep BOORA Bivina G R Manoranjan PARIDA
- 108 [International Comparison of High-Speed Railway Impacts on Transportation, Tourism, and Land Price – Japan, Korea and Taiwan](#)
Shintaro TERABE Ju-Yeon LEE Jen-Jia LIN Jae-Hak OH
- 109 [EXAMINING PEDESTRIAN GAP ACCEPTANCE BEHAVIOUR AT URBAN MIDBLOCK CROSSWALKS IN INDIA](#)
Vinayaraj V.S. Avinash CHAUDHARI Sumit TOSHNIWAL Shriniwas ARKATKAR
- 110 [Defining the Role of the Paratransit as a Feeder Mode in the Mass Transit System in Metro Manila](#)
Daniel MABAZZA
- 111 [Formative Indicators Testing on Model Prediction for Association Perception of Walkability, Walk Preferences, and Walking Behavior](#)
Romeiza SYAFRIHARTI B. KOMBAITAN Iwan P. KUSUMANTORO Ibnu SYABRI
- 112 [Signage System of the Railway Station in Japan—from the View of Foreigners](#)
Mao Feng Ishida Haruo
- 113 [STUDYING THE IMPACT OF PARENT'S SOCIO-ECONOMIC FACTORS AND BUILT ENVIRONMENT ON MODE CHOICE OF SCHOOL GOING CHILDREN](#)
Kuldeep Kavta Dr. Bhargav Adhvaryu
- 114 [Developing Walkability Index from Walker and Non-Walker Perception](#)
Russ Bona FRAZILA Febri ZUKHRUF Jongga JIHANNY Kardina NAWASSA
- 115 [Urban Public Transport: A Study on Service Performance](#)
Tu Anh TRINH Thi Phuong Linh LE Hoang Nam NGUYEN
- 116 [What if Metro Manila Developed a Comprehensive Rail Transit Network?](#)
Jose Regin F. REGIDOR Alexis M. FILLONE Dominic S. ALOC Kervin Joshua C. LUCAS
- 117 [Analysis on Pedestrian Infrastructure Design at Rail Transit Stations along the Metro Manila Subway](#)
Nik Nurul Aziemah NIK OTHMAN Abdul Azeez KADAR HAMSA Norzailawati MOHD NOOR Mansor IBRAHIM
- 118 [Energy Conversion Process and Some Solutions to Recuperation of Regenerative Braking Energy in Urban Railway Electric Train](#)
Thi Hoai Thu Anh AN Thanh Hai NGUYEN
- 119 [Research Model on Factors Affecting Consumer Behavior toward Two-Wheeler Electric Vehicles in Vietnam](#)
Thuy Thu TRINH Ngoc thi Kim PHAM Hong thi Thanh PHAM
- 120 [Network Analysis Method in Seeking Optimal Longitudinal Section of Railway](#)
Dr. Thien NGUYEN HUU
- 121 [An Assessment of Bikeways Safety in Pedestrian Crashes Prone Areas in Marikina City](#)

- Mutya CAMBA Rozel Denise DIMAYUGA Nelson DOROY
- 122 [Evaluation of Wagon Service as a Feeder Service Potential to Metro-bus Service in Lahore: A Passengers Perspective](#)
Muhammad Ashraf JAVID Shree ABDULLAH Asad Iqbal HASHMI Muhammad Uzair AKBER
- 123 [Estimation of Spatial Bus Capacity Bottlenecks for Mandalay City](#)
SU PE THU KAY THWE TUN
- 124 [Understanding the On-Time Performance of Bus Services Across Adelaide from a Passengers Viewpoint](#)
Callum SLEEP Mona MOSALLANEJAD Sekhar SOMENAHALLI
- 125 [Estimation Urban Railway Demand in Yogyakarta Using Bivariate Ordered Probit Model](#)
Wida Yuliar REZIKA Sapto PRIYANTO Muhammad Zudhy IRAWAN
- 126 [Rail Rapid Transit Operational Assessment: a Case Study of the Airport Rail Link Bangkok, Thailand](#)
Aine KUSUMAWATI Estiara ELLIZAR
- 127 [An Approach of Examining Service Condition of Sidewalk Facility in Urban Area](#)
Subhojit Roy Debasis Basu
- 128 [Pedestrian Safety Studies at Crossing Locations in Bandung](#)
Nic GREAVES Cresencio MONTALBO Jr Sony Sulaksono WIBOWO
- 129 [A study on forecasting methods of Potential Demands for Local Public Transportation Service by utilizing Big Data -From perspectives of both Daily life and Tourism Aspects-](#)
Hiroyuki Nakano Ph.D
- 130 [The Stress-Decreasing Effects of Urban Green Environments based on Intraindividual and Interindividual Variations in Heart Rate](#)
Takumi ASADA Masayoshi TANISHITA
- 131 [Analysis of Elderly Cyclists Behaviors and Conflict Risk at Signalized Intersections in Japan](#)
Koji SUZUKI Naoyuki MATSUMOTO
- 132 [A Study on Motorcycle Taxi Operations in Rural and Urban Philippines](#)
Jose Regin F. REGIDOR Alex S. LADAGA Glenn Simon LATONERO Sherman AVENDA 齧 O
- 133 [Developing a railway station safety control automation system](#)
Sangjae LEE Youngseok SEO Donghyun KIM

G: Highway Design and Maintenance

- 134 [A Laboratory Investigation on Rutting Characteristics of HMA & WMA Mixes when Reinforced with Fibers](#)
Ramesh Adepu Kumar Molugaram Srinadh Bikky
- 135 [Review of Maintenance Program Implementation for Roads at the Local \(District\) Level](#)
Stephanie Anne E. FORTIN Angeline S. VERGARA Nathaniel B. DIOLA
- 136 [Effects of fillers and fine aggregates on the shear strength of fine aggregate matrix in hot mix asphalt](#)
Vuong Vinh DO Thi Kim Dang TRAN
- 137 [Overlay Design and Analysis using the Mechanistic and Semi-Analytical Methods. Case Study: Pamanukan-Sewo Section in PANTU](#)
Bambang Sugeng SUBAGIO Faisal GERARDO ndrayati Tenrijaja SUBAGIO
- 138 [An Analysis of Vehicle Speed Distribution by Using Traffic Counter Big Data](#)
Wataru YAMAMOTO Makoto TSUKAI
- 139 [Driver Remarks on Geometric Design Standard of Highways in Thailand](#)
Jittichai RUDJANAKANOKNAD Wuthichai SAWATECHINDAKUL
- 140 [Rigid Pavement Evaluation and Remaining Life Prediction based on the AASHTO-93 method.](#)
Bambang Sugeng SUBAGIO Faisal GERARDO, Made PAUS
- 141 [Using Vehicular Sensors to Estimate Road Surface Temperature Variation: An Effective and Lower Cost Alternative to Embedded S](#)
Choongheon Yang Dukgeun Yun Chunjoo Yoon Jingung Kim

H: Road Traffic Engineering

- 142 [Saturation Flow Estimation at Signalized Intersections under Mixed Traffic Conditions](#)
Arpita Saha Satish Chandra Indrajit Ghosh
- 143 [Effect of Crossing Pedestrians on Traffic Flow in Urban Streets](#)
Tran Vu TU Kazushi SANO
- 144 [Effects of Road Width and Number of Lanes on Capacity in Urban Streets](#)
Nguyen Van ANH Tran Vu TU Kazushi SANO
- 145 [Rule of Impact of Socio-economic Conditions on Motorcycle Growth: A Study to Re-Confirm Its Validity for Vietnam](#)
Nguyen Huu DUC Duong Thi Mai HOA Nguyen Thien HUONG Nguyen Ngoc BAO
- 146 [Finding the Optimal Detector Location at Metering Roundabouts using AIMSUN](#)
Hong Ki AN Wen Long YUE Branko STAZIC Chengjiang LI
- 147 [Effects of Road Hump's Profiles on Traffic Speed in Kuala Lumpur Residential Areas](#)
Siti Syazwani AHMAD SOFI Khairun Sarah Radhiah BACHOK Abdul Azeez KADAR HAMSA Mohd Zin MOHAMED
- 148 [Displaced Left-turn Intersections Under Heterogeneous Traffic Conditions in Cairo, Egypt](#)
Sherif SHOKRY Shinji TANAKA Fumihiko NAKAMURA Shino MIURA
- 149 [Study on Lane Capacities of Motorcycles Under Controlled Conditions](#)
Ricardo D. SIGUA Glenn Simon LATONERO Sahid KAMID Sherman AVENDAÑO
- 150 [Time Based Traffic Signal Coordination \(A Case Study of Gathaghar and Naya Thimi Intersections\)](#)
Binayak BHATTARAI Anil MARSANI
- 151 [Study of Traffic Safety, Orderliness, and Smoothness \(Kamseltibcarlantas\) In Integrated and Coordinated Region of Makassar City](#)
Lambang Basri SAID Rani Bastari ALKAM
- 152 [The Understanding of Greater Jakarta Road Users on Yellow Box Junction Markings](#)
Leksmono Suryo PUTRANTO Randdy EFFENDI
- 153 [Road User Perception about Red Box for Motorcycles at the Signalized Intersection](#)
Agah Muhammad MULYADI
- 154 [A Study of Bluetooth-Based Origin-Destination Data](#)
Keyvan POURHASSAN Wen Long YUE
- 155 [Distribution of Service Time at Toll Plaza in India under Mixed Traffic Condition](#)
Mr. Yogeshwar V NAVANDAR Dr. Ashish DHAMANIYA Dr. Dilip A. PATEL
- 156 [Investigation Of The Performance Of Traffic Flow Gating Using Signalised And Un-Signalised Design And Research Aid \(SIDRA\)](#)
Md Mostafizur RAHMAN Dr Wen Long YUE Dr. Sekhar SOMENAHALLI Nabela TASNIM

I: Traffic Accident and Safety

- 157 [Characterizing Hazardous Road Locations and Black Spots on Route N8 \(Dhaka-Barisal National Highway\) of Bangladesh](#)
Farzana RAHMAN Fayaz UDDIN Md. Mostafizur RAHMAN Md. Ariful ISLAM
- 158 ["Designated Driver Service" for drinking drivers: application in Motorcycle Dependent Cities](#)
Dr.-Ing. Le Thu Huyen
- 159 [Driver's Speeding Behaviour: A Case Study from Ho Chi Minh City, Vietnam](#)
Nik Ibtishamiah IBRAHIM Suhana KOTING Norlida ABD HAMID Mohamed Rehan KARI
- 160 [Analysis of Factors Affecting Motorcyclists' Crash Severity in Mandalay City](#)
Nandar Wady Aung Kyaing Nandar Tun

- 161 [Evaluating the Effectiveness of Road Hump on Changes in Speed of Vehicles at Institutional Road in International Islamic Universit](#)
Nur Asiah MUSTAFA Nur Najiah Azhani ROSLI Abdul Azeez KADAR HAMSA
- 162 [A Study of Social Norms and Motorcycle Helmet Use Intentions among Student Riders in University: A comparison of the Theory](#)
Jetsada KUMPHONG Thaned SATIENNAM Wichuda SATIENNAM
- 163 [Effects of a speed camera project on psychological factors influencing driver speeding intention on an urban arterial road](#)
Phongphan TANKASEM Thaned SATIENNAM Wichuda SATIENNAM
- 164 [Examining the Environmental, Vehicle and Driver Factors Associated with Crossing Crashes of Elderly Drivers Using Association Ru](#)
Jia YANG Keiichi HIGUCHI b Yasuhide NISHIHORI Ryosuke ANDO
- 165 [Analysis of Traffic Safety in Mongolia](#)
Bayarsaikhan BAYASGALAN Ser-Od BAYARAA Ganjargal OSORKHUU Sarantuya SANGIJANTS
- 166 [The Traffic Accidents During The "Tet" Holidays from 2013 to 2017 in Vietnam](#)
Tien PHUNG MANH
- 167 [How to Make Safer Commuting of Garment and Footwear Workers in Phnom Penh based on Stakeholders' Opinions](#)
Narith SAUM Jittichai RUDJANAKANOKNAD
- 168 [The Development of Robust Real-time Crash Prediction \(RTCP\) Models with Bayesian Network](#)
Ananya ROY Moinul HOSSAIN Yasunori MUROMACHI
- 169 [Effects of Sleep Duration on the Probability of Accident in Motorcyclists](#)
Pada LUMBA Sigit PRIYANTO Imam MUTHOHAR
- 170 [Evaluation of the Desirable Road Lighting Environment by Coordinating the Various Source of Light at Night](#)
Hidekatsu HAMAOKA Misaki SAITO
- 171 [Modeling Pedestrian Gap Acceptance at Mid-block crossings in India](#)
Udit JAIN Rishi BADERIYA Ankit GUPTA
- 172 [Measures for Improvement of the Standard Operating Procedures \(SOP\) for Emergency Response to Urban Railway](#)
Jun LEE Hyejin LEE
- 173 ['Platinum-Time' Operation Measures to Reduce Traffic Fatalities](#)
Jun LEE Hyejin LEE
- 174 [Using Random Forest to Analyze Spatial Location of Motorcycle Involved Collision](#)
Tien-Pen Hsu Ku-Lin Wen
- 175 [Revisiting Classical Two and Three Phase Traffic Flow Theories for Pre-crash and Normal Traffic Conditions](#)
Md. Mahmud HOSSAIN Kazi Tahsin HUDA Moinul HOSSAIN Yasunori MUROMACHI
- IRG: International Research Group**
- 176 [Willingness to Change Travel Mode in Response to On Street Parking Pricing-A Case Study of Dhaka City](#)
Dr. Farzana Rahman Steve Evan Halder Bourhan Uddin Mirza Safayet Hossain
- 177 [Affect of Different Factors on the Start-up Times of Pedestrians](#)
Sewmini JAYATILAKE Niroshana PREMACHANDRA Vasantha WICKRAMASINGHE
- 178 [Road Accident Data Collection Management and Analysis System- Developing a Suitable Framework for Varanasi City](#)
Jayvant CHOUDHARY Anurag OHRI Brind KUMAR Ankit GUPTA
- 179 [ESTIMATION OF TRIP GENERATION IN YANGON CITY BY USING CDRS DATA](#)
Kyaing KoKoLwin Yoshihide Sekimoto
- 180 [Evaluation of Undulations in Pedestrian Spaces and Their Effects on Walkability](#)
A.M.MohamedMAFAS G.N.SAMARASEKARA
- 181 [Mode Choice Model for Airport Train And Bus Passenger](#)
Medis SURBAKTI Conrad BOMBONGAN
- 182 [Evaluation of Semi BRT Services Utilizing Importance Performance Analysis \(IPA\) in Yogyakarta, Surakarta, and Semarang-Indonesi](#)

- | | | | | |
|-----|---|----------------------------|------------------------------|------------------------|
| | Achmad WICAKSONO | Abdul SAMAD | Ludfi DJAKFAR | Harnen SULISTIO |
| 183 | Providers' and Users' Assessment of Public Transport and Facilities: Baguio City, Philippines | | | |
| | Lovely RANOSA | Cristina Mirella VILLARAZA | Alexis FILLONE | Marie Danielle GUILLEN |
| 184 | Examining Daily Trip Chaining of Urban Women: A Study of Non-Working Women in Bandung City | | | |
| | Amelia HAYATI | Pradono PRADONO | Heru PURBOYO | Sri MARYATI |
| 185 | Estimating the External Costs of Vehicle Emissions on Freeways in Taiwan | | | |
| | Po-Hsing TSENG | | | |
| 186 | The Effect of Land Conversion in the Medium-size City to the Transportation Network. A Case Study of City of Malang, Indonesia | | | |
| | Ludfi DJAKFAR | | | |
| 187 | Study on Unsafe and Aggressive Driving Behaviors of Light Passenger Vehicle Drivers in Dhaka City | | | |
| | Dr. Farzana RAHMAN | Tanweer HASAN | Surajit SAHA | |
| 188 | Users' Perception about Service Quality of Paratransit in Dhaka City | | | |
| | Dr. Farzana RAHMAN | Md. Tanvir EHSAN | Toufiqul ISLAM | Nurjahan SULTANA |
| 199 | Provision of Facilities for Street Vendors and Public Transport Stopping near New Development Locate in Artery Road to Minimize | | | |
| | Karda D. Yayat | B. Kombaitan, Prof | Pradono, Prof | Heru Purboyo, Dr |
| 200 | Planning Roadside Sign System for a Historical Park to Minimize Path Finding Errors | | | |
| | Hiroshi Tsukaguchi | Upali Vandebona | YoonghoAhn | Takashi Miyamoto |
| 201 | EVALUATION PASSENGER CAR UNIT FOR MOTOR CYCLE IN INDONESIA HIGHWAY CAPACITY MANUAL | | | |
| | Najid | | | |
| 202 | Factors that influence women's participation in public bicycle-sharing programs: A critical review | | | |
| | Iderlina MATEO-BABIANO, PhD | Qiaotong TANG | Sheilah GAABUCAYAN-NAPALANG, | Nestor TIGLAO, PhD |
| 203 | Transport Disadvantage and Gender Issues in South Asian Countries: A Systematic Literature Review | | | |
| | Neeagar SULTANA | Iderlina MATEO-BABIANO | | |
| 204 | An SEM Approach of Travel Mode Choice and Trip Chaining: A Study on Dhaka City | | | |
| | Dr. Farzana Rahman | Md. Tanvir E hsan | Md. Ashrafur Islam | |
| 205 | Audit of Women's Challenges in Public Transportation Usage in the Philippines: Considerations in Public Transportation Developm | | | |
| | Ma. Sheilah NAPALANG | Arden Glenn PARONDA | | |
| 206 | An Analysis of Lane Position and Travel Speed of Bicycles and Pedestrians on Sidewalks Allowing Bicycle Use in Japan | | | |
| | Keiichi OGAWA | | | |
| 207 | Actual Way-finding Gaze Behavior in Dynamic Urban Environment: An Eye-tracking Experiment on The North Square of Nanjing R | | | |
| | Mengyun LI | Weijie WANG | Xuejian Kang | |

J: Air and Water Transportation

- | | | | | |
|-----|--|------------------|---------------------|--------------------|
| 208 | Analysis of Cruise Ship Calls in Japan | | | |
| | Koji MATSUTA | Makoto FUJII | Jyunichi TAKAYAMA | Shoichiro NAKAYAMA |
| 209 | SHORT SEA SHIPPING IN INDONESIA : EXPERIENCE FROM OTHER COUNTRIES | | | |
| | Donie AULIA | Ibnu SYABRI | Puspita DIRGAHAYANI | Pradono PRADONO4 |
| 210 | The Effect of Hierarchical Change of the Regional Airport Systems to the Number of Passenger. A Case Study North Borneo Provin | | | |
| | M. Djaya BAKRI | Iif Ahmad SYARIF | Ludf DJAKFAR | |
| 211 | Economic Advantage/Disadvantage of Oversea Transshipment: Case of Japan-North American Container Cargo Transport Market | | | |
| | Jun KIMATA | Makoto CHOJI | Mikio TAKEBAYASHI | |
| 212 | How Ready Air Freight Forwarders Are to Introduce a Cloud Information System | | | |
| | Ching-Cheng Chao | Ching-Chiao | Rui-Sheng Hsu | Chien-Yu Chen |
| 213 | A Regression Model for Analyzing the Relationship between Baltic Dry Index and Economic Indexes | | | |
| | Chien-Chang CHOU | Chaur-Luh TSAI | Keng-Shou LIN | |

K: Emerging Technologies, New Transport Industries and Their Impacts

- 214 [Auditor Quick Dispatching Algorithm Practicing for iParking System](#)

Tang-Hsien Chang

Shun-Yin Pang

P: Practical Themes

- 215 [Impact of Socio-economic Factors on Parking Demand in Developing Cities](#)

Md. Golam SOBHANI

Soumik Nafis SADEEK

Md. Nafiur RAHMAN

Arifin ISLAM

Editor:

Jaehak OH

Chairperson

International Scientific Committee

Eastern Asia Society for Transportation Studies

E-mail: [isc\[at\]easts.info](mailto:isc@easts.info)

Effects of Sleep Duration on the Probability of Accident in Motorcyclists

Pada LUMBA^a, Sigit PRIYANTO^b, Imam MUTHOHAR^c

^aStudent, Doctoral Program of Civil and Environmental Engineering, Faculty of Engineering, Universitas Gadjah Mada, Indonesia

^aE-mail: pada.lumba@mail.ugm.ac.id

^{b,c}Faculty Member, Civil and Environmental Engineering, Faculty of Engineering, Universitas Gadjah Mada, Indonesia

^bE-mail: spriyanto2007@yahoo.co.id

^cE-mail: imam.muthohar@ugm.ac.id

Abstract: This research focuses on the effects of duration of sleep the night before an accident on the probability of an accident on motorcyclists. Data of accidents occurring from July to December 2015 in Indonesia indicate that 70.93% of traffic accidents involved motorcycles. The research took place in Bekasi, Indonesia. The sample consisted of 202 respondents who had been involved in an accident. Attributes that affect the probability of an accident include: trip duration, road side variability, road geometry, road condition, driving time, age, fatigue, 1-year mileage. The results of analysis showed that the probability of accidents occurring for drivers who got 6 hours or less of sleep was 51%, and 27% for those who got sleep over 6 hours to 7 hours, and 22% for those who got sleep over 7 hours.

Keywords : Accident, Bayesian, Probability

1. INTRODUCTION

Based on the data of Statistics Indonesia (BPS) from 2010, 2011, 2012, the number of accidents increased in each period by 66,488 cases, 108,696 cases and 117,949 cases respectively (BPS, 2011; BPS, 2012; BPS, 2013). However, in 2013 the number of accidents declined by 100,106 cases of accidents BPS (2014). Road users in the 15-25 age group are highly vulnerable to traffic accidents in Indonesia as indicated by the number of accident victims, namely 462 victims of fatal accidents, 531 victims with serious injuries, 2,797 victims with slight injuries Korlantas Polri (2015). Based on vehicle type, the data of accidents occurring from July 1, 2015 until December 31, 2015 in Indonesia show that the number of motorcycles involved in traffic accidents was very high compared to other vehicles by 70.93% or 30,628 accidents Korlantas Polri (2015). Several factors may cause accidents, including: human error, road and environment, as well as vehicle condition. Of these three factors, 75% of accidents are caused by human error, one of which is due to fatigue suffered by the driver. Previous studies have examined the effects of duration of sleep the night before the accident on the accident in motorists. However, the study on the duration of sleep the night before the accident on the accident in motorcyclists has not been conducted, particularly in motorcyclists who do not take a rest on their trip before the accident. Therefore, it is necessary to conduct a research related to the reduction of the risk of accidents, particularly in motorcyclists. In addition, the research on the probability of an accident in drivers who get 6-hours and less of sleep the night before the accident has not been conducted, except for the drivers who get less than 5 hours of sleep the night before the accident. This research aims to reduce the risk of accidents in motorcyclists by identifying attributes that affect the

probability of accidents due to the effects the duration of sleep the night before the accident.

2. LITERATURE REVIEW

A study in Northern California in 1998 with a sample size of 1403 people shows that drivers who had accidents due to falling asleep are likely driving 20,000 miles or more per year, driving 2 hours or more per day, and driving at night while it is dark outside or driving between midnight and 6 am Stutts *et al.* (2001). A study in Northern California in 1998 with a sample size of 1403 people, of which 312 participants had accidents due to falling asleep, 155 participants had accidents due to fatigue, 529 participants had accidents not related to sleep and fatigue, and 407 participants did not have accidents. Work factors related to the accidents due to falling asleep include: part-time job, night shift, work schedules, and working 60 hours or more per week. In addition, drivers who on average sleep less than five hours each night have nearly 5-fold higher of having accidents. Moreover, more than half of drivers who had accidents due to falling asleep had slept less than six hours before the accident, and a third had slept less than five hours, and almost 1 of 5 drivers who had accidents due to falling asleep reportedly stayed awake for 20 hours or more before the accident. Sleep disorders do not significantly affect the accidents due to falling sleeping, but high levels of sleepiness during the day will likely increase accidents due to falling asleep Stutts *et al.* (2001). A study conducted in a laboratory and on motorways in France in 2003 with a sample size of 20 men, where the subjects whose sleep was restricted used improper lane by 8.1 times compared to drivers whose sleep was normal, and there was no correlation between the number of trips a year with the number of violations Philip *et al.* (2003). Driving for long periods of time will reduce driver reaction time. Driver reaction time correlates with variations of driver performance in driving (pre-test) Ting *et al.* (2007). Samples of more than 2000 accidents involving drivers aged 60 years or older in the United Kingdom (UK) from 1994 to 2007 indicate that fatigue-related accidents in old drivers were concentrated in the afternoon, and almost half of the accidents occurred in 4 hours between noon to 4 pm Clarke *et al.* (2009). Driver fatigue is caused by several factors: lack of rest, long duration of trip, and monotonous road Ma *et al.* (2003). Monotonous while driving are influenced by: road design monotony and roadside variability, which can reduce the vigilance level of the driver rapidly. The vigilance will reduce when the road is straight, but the vigilance will increases on the turn Laruea *et al.* (2011). Monotonous roads, long duration of driving, and lack of rest can cause fatigue in drivers Ma *et al.* (2003). Monotonous road conditions and low-level traffic volume will likely cause fatigue earlier Thiffault and Bergeron (2003a).

Bayesian Network (BN) is based on Bayes' theorem. Bayesian Network (BN) is a Directed Acyclic Graph and is equipped with Conditional Probability distribution Table for each node. Node represents a variable domain and arrow between nodes represents a probabilistic dependency Pearl and Russel (2001). Bayes' is used to calculate the probability of the occurrence of an event based on the influence obtained from the observation. This theorem describes the correlation between the probability of occurrence of event A on condition that event B has occurred, which is formulated in the equation :

$$P(A|B) = \frac{P(B|A) P(A)}{P(B)} = \frac{P(B|A) P(A)}{P(B|A) P(A) + P(B|-A) P(-A)} \quad (1)$$

Some examples of pictures and Bayesian calculation are shown in Figure 1. Probability of accident in Figure 1(a) can be calculated :

$$P(\text{PAcc}) = P(\text{PAcc} | \leq 20 \text{ years}) P(\leq 20 \text{ years}) + P(\text{PA} | > 20 \text{ years}) P(> 20 \text{ years}).$$

Probability of Accident in Figure 1(b) can be calculated :

$$P(\text{PAcc}) = P(\text{PAcc} | \text{Age} \leq 20 \text{ years, Female}) P(\text{Age} \leq 20 \text{ years}) P(\text{Female}) + P(\text{PA} | \text{Age} \leq 20 \text{ years, Male}) P(\text{Age} \leq 20 \text{ years}) P(\text{Male}) + P(\text{PA} | \text{Age} > 20 \text{ years, Female}) P(\text{Age} > 20 \text{ years}) P(\text{Female}) + P(\text{PA} | \text{Age} > 20 \text{ years, Male}) P(\text{Age} > 20 \text{ years}) P(\text{Male}).$$

Where, P=Probability, PAcc=Probability of Accident.

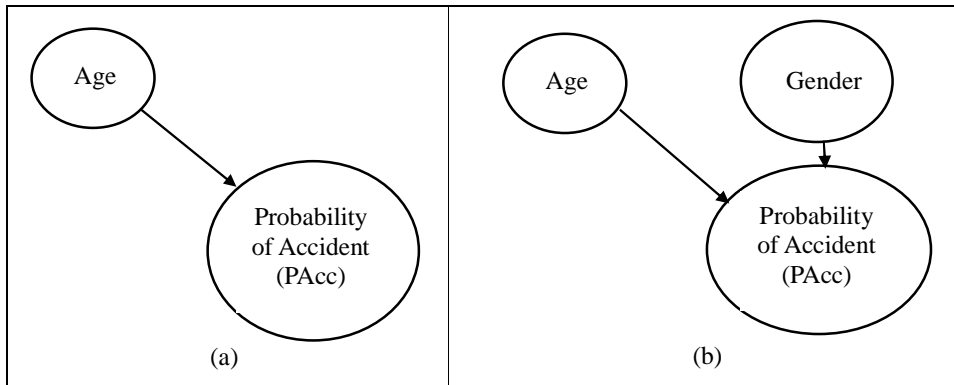


Figure 1. Examples Bayesian Network

The accuracy of model is measured by considering the value of error, which is a deviation between the results of model and actual data. The type of error in this research used as an indicator to measure the accuracy of the model was the Mean Absolute Deviation (MAD), with the formula :

$$\frac{1}{n} \sum | \text{Actual} - \text{Forecast} | \quad (2)$$

3. METHOD

The research took place in Bekasi, Indonesia. Bekasi was chosen as the location for the study because it has the largest commuter line in Jabodetabek, around 2.43 million compared to other cities in Jabodetabek (Indonesia). Approximately 58.19% of commuter trips in Jabodetabek use the mode of motorcycles. In addition, 94.6% of commuter trips in the city of Bekasi have a travel time of over 30 minutes. Therefore, the city is appropriate to look for respondents for this study. The data were collected from April to June 2016. Criteria for the respondents are motorcyclists who had experienced a traffic accident with a minimum age of 17 years old. The data were collected by interviews where each respondent took time approximately 30 minutes. Several attributes calculated in this research were: long duration of driving, road side variability, road geometry, road condition, age, driving time, fatigue, mileage for 1 year, and sleep duration before accident. The calculation of samples use solvin technique approach with formula :

$$n = \frac{N}{1 + Ne^2} \quad (3)$$

Where: n = samples, N = populationt (the number of accident victims involved motorcycle in

Bekasi City in 2015 are 474 victims (Polresta Bekasi, 2016), and e (margin of error) = 10%

$$n = \frac{474}{1 + 474 (0,1)^2} = 82.578 \text{ respondents}$$

The samples of this study consisted of 202 respondents who had experienced an accident. The data then, were analyzed using the Bayesian Network method, which indicates a causal relationship between the variables contained in the structure of Bayesian network and this Bayesian network was built with the conditional probability approach. The Bayesian Network analysis in this research used Software GeNIe 2.0. Meanwhile, in order to validate the model, data were also collected outside Bekasi. The characteristics of respondents and accident location based on the perception of respondents are shown in Table 1. Accidents occurred more frequently on a 30 minute trip duration than those on other trip duration.

Table 1. Variables and statistics

Number	Variable	Value	Persentase
1	Long duration of driving	30 Minute	76.73
		60 Minute	20.30
		> 60 Minute	2.97
2	Road side variability	Variability	79.70
		Not variability	20.30
3	Road geometry	Flat and straight	85.15
		Hilly and winding	14.85
4	Road Condition	Monotonous	42.08
		Unmonotonous	57.92
5	Age	< 20 Year	48.51
		20 Year ≤ Age <30 Year	48.02
		≥ 30 Year	3.47
6	Driving time	06.00 s/d 12.00	36.63
		12.00 s/d 18.00	41.58
		18.00 s/d 24.00	17.82
		24.00 s/d 06.00	3.96
7	Fatigue	Yes	46.80
		No	53.20
8	Mileage for 1 year	> 20000 mile	5.45
		< 20000 mile	94.55
9	Sleep duration	≤ 6 hour	50.5
		6 hour < x ≤ 7 hour	27.23
		x ≥ 7 hour	22.28

4. RESULTS AND DISCUSSION

Bayesian Network structure in this research has several attributes that affect the probability of accidents, namely: long duration of driving, road side variability, road geometry, road condition, age, driving time, fatigue, miliage for 1 year, and sleep duration before accident.

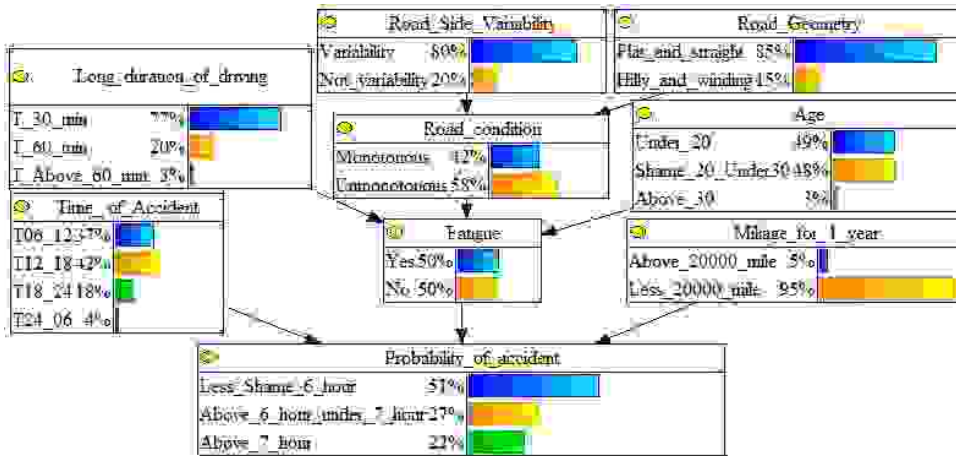


Figure 2. Structure of bayesian network

Beside the bayesian network analysis in this study used Software GeNIe 2.0, the calculation of probability of accident for existing model and scenario of model can use equation, as shown in Table 2. Several attributes influenced probability of accident namely : driving time (4 answer), fatigue (2 answer), miliage for 1 year (2 answer). Therefore, there are 48 probability of accident (16 probability of accident for drivers who got 6 hours and less of sleep the night before the accident, 16 probability of accident for those who got over 6 hours to 7 hours of sleep the night before the accident and 16 probability of accident for those who got over 7 hours of sleep the night before the accident).

Table 2. The equation of probability of accident

P	P(T)	P(F)	P(M)	P(Acc)
1	T1	F1	M1	$P(Acc)1 = P(Acc T1,F1,M1,A,RC,L,RS,RG)$ $P(F1 L,RC,A) P(RC RS,RG)$
2	T1	F1	M2	$P(Acc)2 = P(Acc T1,F1,M2,A,RC,L,RS,RG)$ $P(F1 L,RC,A) P(RC RS,RG)$
3	T1	F2	M1	$P(Acc)3 = P(Acc T1,F2,M1,A,RC,L,RS,RG)$ $P(F2 L,RC,A) P(RC RS,RG)$
4	T1	F2	M2	$P(Acc)4 = P(Acc T1,F2,M2,A,RC,L,RS,RG)$ $P(F2 L,RC,A) P(RC RS,RG)$
5	T2	F1	M1	$P(Acc)5 = P(Acc T2,F1,M1,A,RC,L,RS,RG)$ $P(F1 L,RC,A) P(RC RS,RG)$

6	T2	F1	M2	$P(\text{Acc})_6 = P(\text{Acc} \text{T2},\text{F1},\text{M2},\text{A},\text{RC},\text{L},\text{RS},\text{RG})$ $P(\text{F1} \text{L},\text{RC},\text{A}) P(\text{RC} \text{RS},\text{RG})$
7	T2	F2	M1	$P(\text{Acc})_7 = P(\text{Acc} \text{T2},\text{F2},\text{M1},\text{A},\text{RC},\text{L},\text{RS},\text{RG})$ $P(\text{F2} \text{L},\text{RC},\text{A}) P(\text{RC} \text{RS},\text{RG})$
8	T2	F2	M2	$P(\text{Acc})_8 = P(\text{Acc} \text{T2},\text{F2},\text{M2},\text{A},\text{RC},\text{L},\text{RS},\text{RG})$ $P(\text{F2} \text{L},\text{RC},\text{A}) P(\text{RC} \text{RS},\text{RG})$
9	T3	F1	M1	$P(\text{Acc})_9 = P(\text{Acc} \text{T3},\text{F1},\text{M1},\text{A},\text{RC},\text{L},\text{RS},\text{RG})$ $P(\text{F1} \text{L},\text{RC},\text{A}) P(\text{RC} \text{RS},\text{RG})$
10	T3	F1	M2	$P(\text{Acc})_{10} = P(\text{Acc} \text{T3},\text{F1},\text{M2},\text{A},\text{RC},\text{L},\text{RS},\text{RG})$ $P(\text{F1} \text{L},\text{RC},\text{A}) P(\text{RC} \text{RS},\text{RG})$
11	T3	F2	M1	$P(\text{Acc})_{11} = P(\text{Acc} \text{T3},\text{F2},\text{M1},\text{A},\text{RC},\text{L},\text{RS},\text{RG})$ $P(\text{F2} \text{L},\text{RC},\text{A}) P(\text{RC} \text{RS},\text{RG})$
12	T3	F2	M2	$P(\text{A})_{12} = P(\text{A} \text{T3},\text{F2},\text{M2},\text{A},\text{RC},\text{L},\text{RS},\text{RG})$ $P(\text{F2} \text{L},\text{RC},\text{A}) P(\text{RC} \text{RS},\text{RG})$
13	T4	F1	M1	$P(\text{Acc})_{13} = P(\text{Acc} \text{T4},\text{F1},\text{M1},\text{A},\text{RC},\text{L},\text{RS},\text{RG})$ $P(\text{F1} \text{L},\text{RC},\text{A}) P(\text{RC} \text{RS},\text{RG})$
14	T4	F1	M2	$P(\text{Acc})_{14} = P(\text{Acc} \text{T4},\text{F1},\text{M2},\text{A},\text{RC},\text{L},\text{RS},\text{RG})$ $P(\text{F1} \text{L},\text{RC},\text{A}) P(\text{RC} \text{RS},\text{RG})$
15	T4	F2	M1	$P(\text{Acc})_{15} = P(\text{Acc} \text{T4},\text{F2},\text{M1},\text{A},\text{RC},\text{L},\text{RS},\text{RG})$ $P(\text{F2} \text{L},\text{RC},\text{A}) P(\text{RC} \text{RS},\text{RG})$
16	T4	F2	M2	$P(\text{Acc})_{16} = P(\text{Acc} \text{T4},\text{F2},\text{M2},\text{A},\text{RC},\text{L},\text{RS},\text{RG})$ $P(\text{F2} \text{L},\text{RC},\text{A}) P(\text{RC} \text{RS},\text{RG})$

$\Sigma P(\text{Acc})$

Where: P=Probability, Acc=Accident, T=Time of accident, T1 ≤ 30 minute, T2 > 30 minute and ≤ 60 minute, T3 > 60 minute, F=Fatigue, F1=Not Fatigue, F2=Fatigue, M=Milage for 1 year, M1>20000 mile, M2<20000 mile, A=Age, L=Long duration of driving, RC=Road condition, RS=Road side variability, RG=Road geometry.

The results of analysis with 202 respondents indicated that the probability of accidents was 51% for drivers who got 6 hours and less of sleep the night before the accident, and 27% for those who got over 6 hours to 7 hours of sleep the night before the accident, and 22% for

those who got over 7 hours of sleep the night before the accident as shown in Figure 2. The motorcyclists who sleep more than 6 hours to 7 hours and over 7 hours did not indicate significant difference in the probability of accidents.

Table 3. The Calculation of the value of Mean Absolute Deviation (MAD)

Probability	Time of Accident	Fatigue	Mileage for 1 year	Probability of accident		Difference %
				Actual	Model	
				≤ 6 hour	≤ 6 hour	
2	06.00 s/d 12.00	Yes	< 20000	85.71	71.00	14.71
4	06.00 s/d 12.00	No	< 20000	22.22	55.00	32.78
6	12.00 s/d 18.00	Yes	< 20000	33.33	50.00	16.67
8	12.00 s/d 18.00	No	< 20000	62.50	38.00	24.50
12	18.00 s/d 24.00	No	< 20000	100.00	50.00	50.00
Mean Absolute Deviation						27.73

The accuracy rate of Bayesian Network Model was measured by calculating the Mean Absolute Deviation (MAD). In calculating the value of MAD, new data used 32 respondents who had been involved in accidents, which were obtained from outside Bekasi City. The results of the model calculation accuracy indicated that the MAD value was 27.73%, or the average absolute deviation of the model was 27.73%, as shown in Table 3. The correlation between trip duration and the probability of accidents and the correlation between trip duration and the probability of fatigue can be seen in Figure 3, 4, and 5.

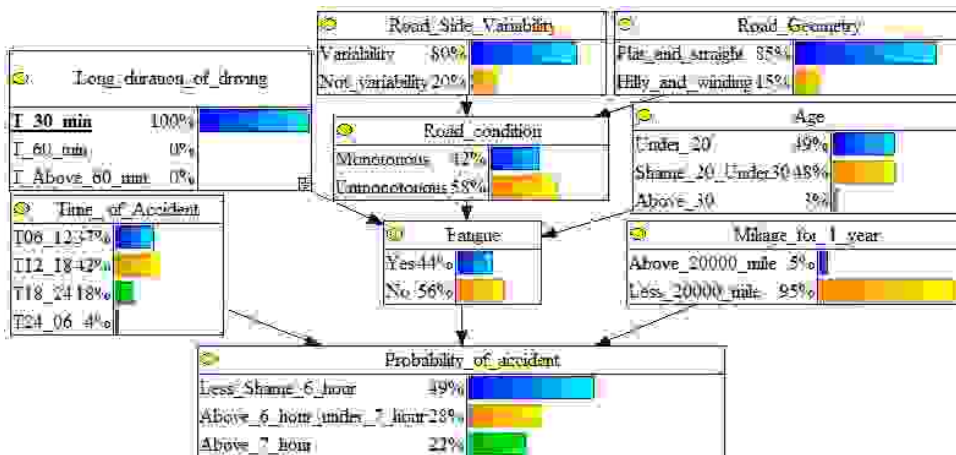


Figure 3. Correlation between the probability of accident and 30 minute and below long duration of driving

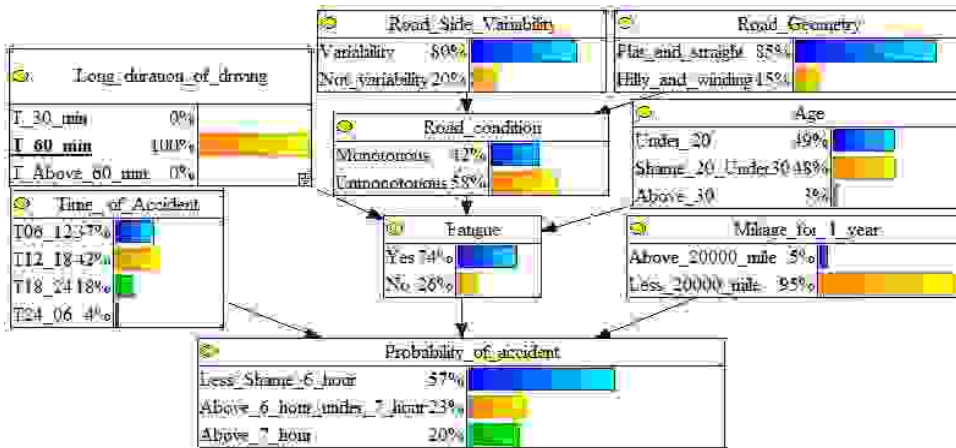


Figure 4. Correlation between the probability of accident and above 30 minute and 60 minute and below long duration of driving

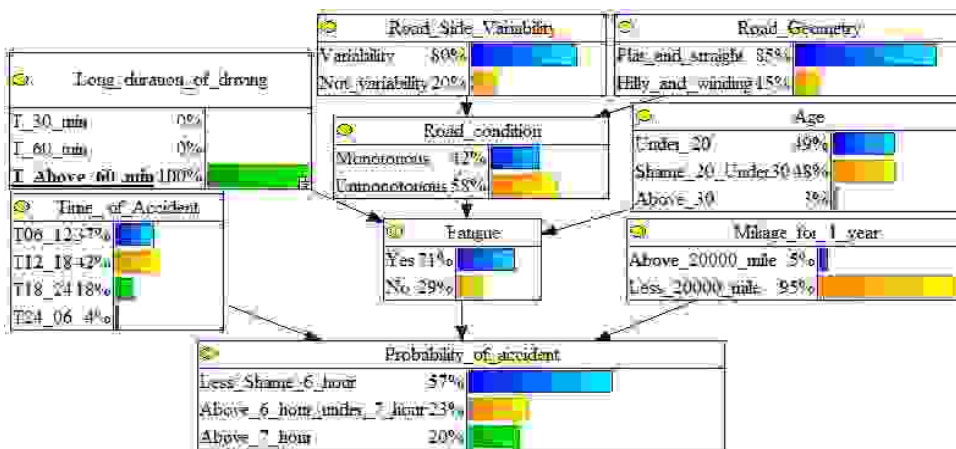


Figure 5. Correlation between the probability of accident and above 60 minute long duration of driving

The longer the trip duration is, the higher the probability of accidents and the higher the probability of fatigue in the driver will be. Previous related research states that driving in long periods of time will reduce driver reaction time. Driver reaction time correlates with variations in the driver performance in driving Ting *et al.* (2007).

Table 4. Correlation between long duration of driving with the probability of accident and probability of fatigue

Long duration of driving	Probability of Fatigue	Probability of accident		
		≤ 6 hour	6 hour < Sleep ≤ 7 hour	> 7 hour
30 min	43.5	49.2	28.5	22.3
60 min	73.9	57.5	22.7	19.8
> 60 min	70.5	56.5	23.4	20.1




Figure 6. Correlation between long duration of driving with the probability of accident and probability of fatigue

The recapitulation of the correlation between trip duration and the probability of accidents and the correlation between trip duration and the probability of fatigue is shown in Table 4 and Figure 6. A 60-minute trip duration in the Bayesian network structure indicates a probability of maximum fatigue by 73.9%.

Motorcyclists who had an average annual total trips of over 20,000 miles had a probability of accidents by 73% for those who got 6 hours and less of sleep the night before the accident, and 16% for those who got over 6 hours to 7 hours of sleep the night before the accident, and 11% for those who got over 7 hours of sleep the night before the accident as shown in Figure 7.

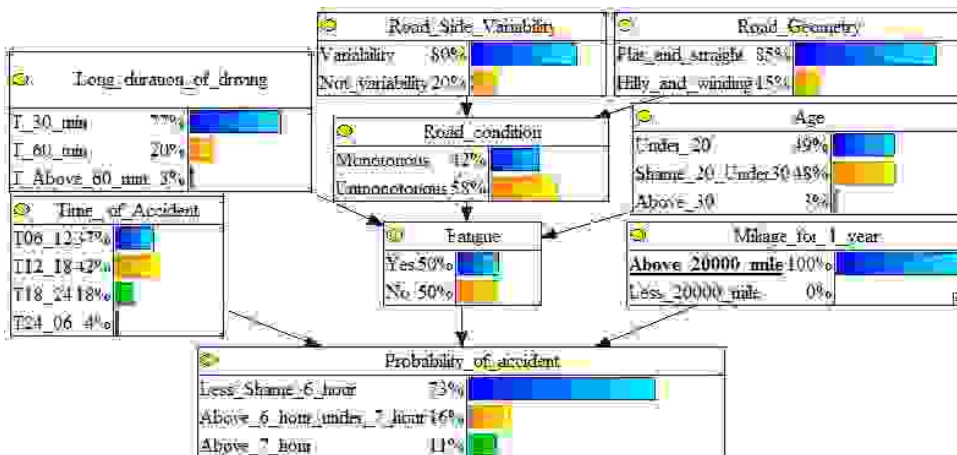


Figure 7. Correlation between mileage for above 20000/year mile year with the probability of accident

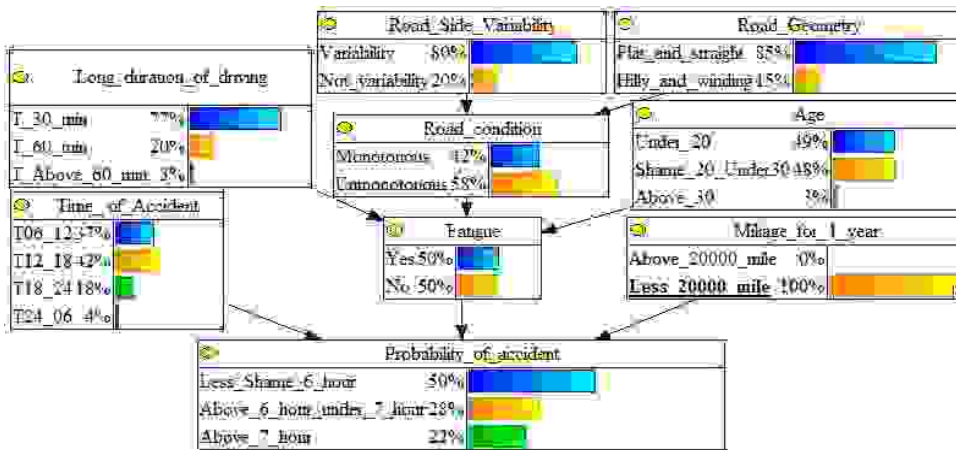


Figure 8. Correlation between mileage for less 20000 mile/year with the probability of accident

On the contrary, the motorcyclists who had an average annual total trips of less than 20,000 miles had a probability of accidents by 50% for those who got 6 hours and less of sleep the night before the accident, and 28% for those who got over 6 hours to 7 hours of sleep the night before the accident, and 22% for those who got over 7 hours of sleep the night before the accident as shown in Figure 8. Another related study states that the drivers who had been involved in accidents due to falling asleep are likely driving 20,000 miles or more per year, driving 2 hours or more per day, and driving at night while it is dark outside or driving between midnight and 6 am Stutts *et al.* (2001).

Drivers aged 20 and below and drivers aged between over 20 years and 30 years indicate the same probability of the accidents and the same probability of fatigue as shown in Figure 9 and 10. However, the probability of accidents and the probability fatigue increase in the drivers aged over of 30 years as shown in Figure 11. Related research states that fatigue-related accidents in old drivers are concentrated in the afternoon, and almost half of the accidents occur within 4 hours between noon to 4 pm Clarke *et al.* (2009).

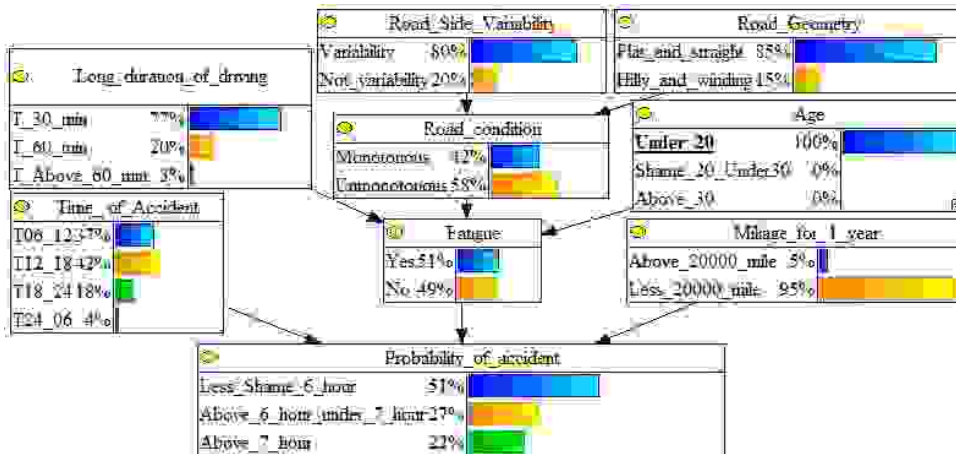


Figure 9. Correlation age under 20 years with probability of accident

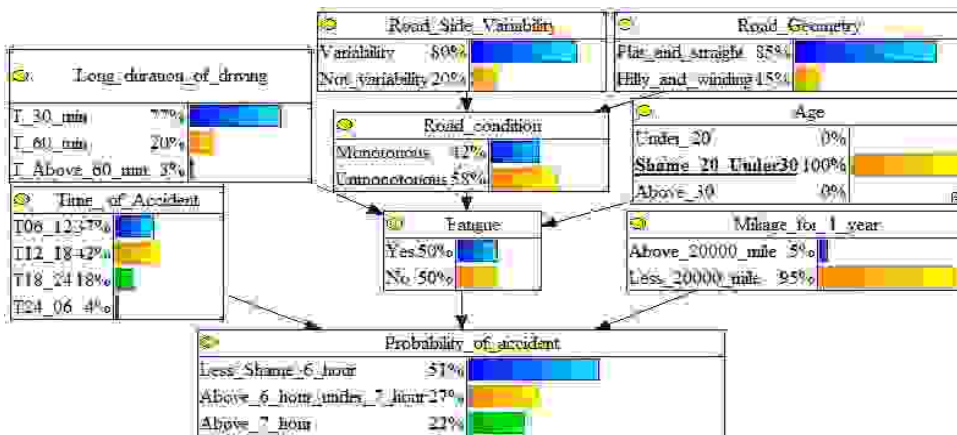


Figure 10. Correlation driver age 20 years and under 30 years with probability of accident

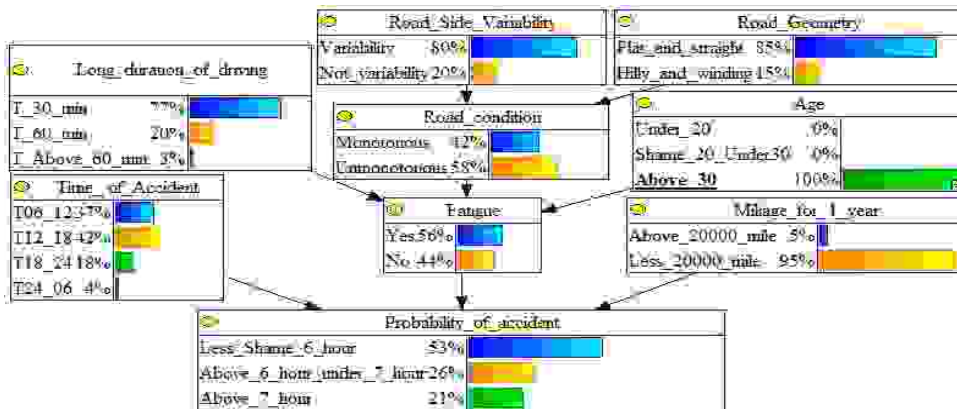


Figure 11. Correlation driver age above 30 years with probability of accident

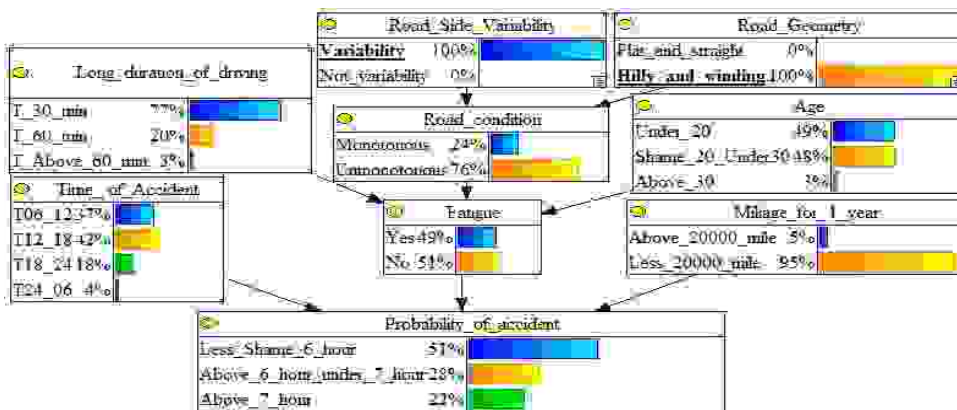


Figure 12. Correlation road side variability with variability, road geometry with hilly and winding, road condition, fatigue, and probability of accident

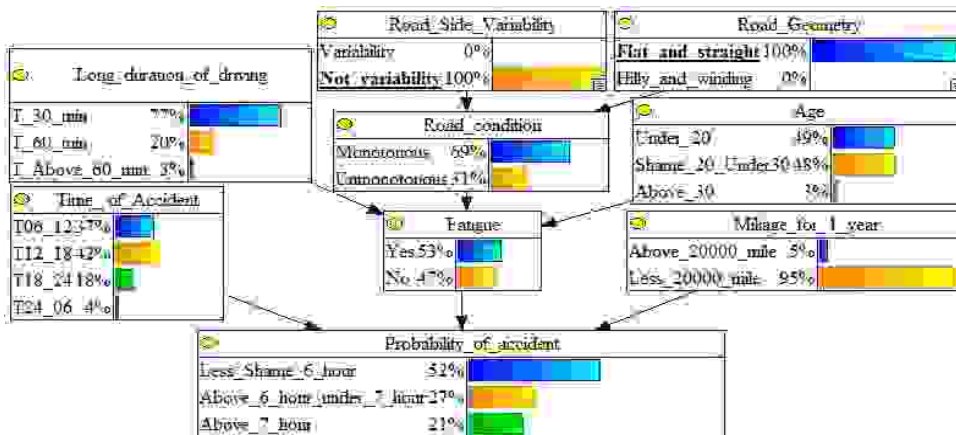


Figure 13. Correlation road side variability with not variability, road geometry with flat and straight, road condition, fatigue, and probability of accident

Driving on roads which have road side variability and driving on curvy roads would be able to reduce the level of monotonous driving from 42% to 24%, and reduce the probability of fatigue from 50% to 49% as shown in Figure 12. However, driving on roads that do not have road side variability and driving on non-curvy roads would increase the level of monotonous driving from 42% to 69%, and increase the probability of fatigue from 50% to 53%, and increase the risk of accidents from 51% to 52% as shown in Figure 13. This result is in accordance with the studies conducted by (Laruea et al 2011; Ma et al, 2003; Thiffault and Bergeron, 2003a). Monotonous while driving are caused by: road design monotony and roadside variability. The vigilance reduce when the road is straight, but the vigilance increases on the turn Laruea *et al.* (2011). Monotonous roads, and long duration of driving, and lack of rest can cause fatigue in drivers Ma et al. (2003). Monotonous road conditions and low-level traffic volume will likely cause fatigue earlier Thiffault and Bergeron (2003a).

5. CONCLUSION

Based on the above investigation, several conclusions can be drawn as follows:

- The attributes that affect the probability of accidents related to duration of sleep the night before the accident include: trip duration, road side variability, road geometry, road conditions, driving time, age, fatigue, mileage for 1 year.
- The probability of accidents is 51% for drivers who get 6 hours and less of sleep on the night before the accident, and 27% for those who get more than 6 hours to 7 hours sleep the night before the accident, and 22% for those who get more than 7 hours of sleep the night before the accident.
- The longer the trip is, the higher the probability of accidents and the probability of exhaustion will be.
- Drivers who have an annual total trip of over 20,000 miles has a probability of accidents by 73% for drivers who get 6 hours and less of sleep the night before the accident, while the drivers have an annual total trip of less than 20,000 miles has a probability of accidents by 50% for drivers who get six hours of sleep the night before the accident.
- Drivers aged 20 years and below and drivers aged between over 20 years and 30 years indicate the same probability of accidents and the same probability of fatigue, while the

probability of accidents and the probability of fatigue increase in the driver aged over 30 years.

- f. Driving on roads that have road side variability and driving on curvy roads will reduce the level of monotonous driving from 42% to 24%, and reduce the probability of fatigue from 50% to 49%.
- g. On the contrary, driving on roads that do not have road side variability and driving on non-curved roads will increase the level of monotonous driving from 42% to 69%, and increase the probability of fatigue from 50% to 53%, and increase the risk of accidents from 51% to 52%.

6. REFERENCES

- Badan Pusat Statistik (2011), BPS - Statistics Indonesia
Badan Pusat Statistik (2012), BPS - Statistics Indonesia
Badan Pusat Statistik (2013), BPS - Statistics Indonesia
Badan Pusat Statistik (2014), BPS - Statistics Indonesia
BayesFusion Downloads for Academia. Retrieved from
<https://download.bayesfusion.com/files.html?category=Academia>
- Clarke, D.D ., Ward, P ., Bartle, C ., Truman, W, (2009), *Killer crashes: Fatal road traffic accidents in the UK, Accident Analysis and Prevention 42 (2010) 764–770*, Elsevier
- Clarke, D.D ., Ward, P ., Bartle, C ., Truman, W, (2009), *Older drivers' road traffic crashes in the UK, Accident Analysis and Prevention 42 (2010) 1018–1024*, Elsevier
- Kepolisian Negara Republik Indonesia (2014), Rekapitulasi data kendaraan bermotor yang telah teregistrasi pada bulan November 2014
- Korlantas Polisi Republik Indonesia (2015)
- Laruea, G.S ., Rakotonirainy, A ., Pettitt, A.N, (2011), “*Driving performance impairments due to hypovigilance on monotonous roads*”, *Accident Analysis and Prevention 43 (2011) 2037– 2046*, Elsevier
- Ma, T., Wiliamson, A. and Friswell, R., *A Pilot Study of Fatigue on Motorcycle Day Trips. Sydney, Australia: NSW Injury Risk Management Research Centre.*, (2003)
- Pearl, J ., dan Russel, S, (2001), “*Bayesian networks*”, *Handbook of brain theory and neural*
- Philip, P ., Sagaspe, P ., Moore, N ., Taillard, J ., Charles, A ., Guilleminault, C ., Bioulac, B, (2003), *Fatigue, sleep restriction and driving performance, Accident Analysis and Prevention 37 (2005) 473–478*, Elsevier
- Stutts, J.C., Wilkins, J.W., Osberg, J.S., O., and Vaughn, B.V. (2003). “*Driver Risk Factors for Sleep-Related Crashes.*” *Accident Analysis and Prevention*, 35, 321-331.
- Stutts, J.C ., Wilkins, J.W ., Osberg, J.S ., Vaughn, BV, (2001), *Driver risk factors for sleep-related crashes, Accident Analysis and Prevention 35 (2003) 321–331*, Pergamon
- Thiffault, P., and Bergeron, J. (2003a). “*Monotony of Road Environment and Driver Fatigue: A Simulator Study.*” *Accident Analysis and Prevention*, 35.
- Ting, P.H ., Hwang, J.R ., Doong, J.L ., Jeng, M.C, (2007), *Driver fatigue and highway driving: A simulator study, Physiology & Behavior 94 (2008) 448–453*, Elsevier



Pada Lumba <pada.lumba@mail.ugm.ac.id>

[EASTS_ISC] Notification of acceptance for proceedings of PP1924R1

1 message

EASTS ISC <em@editorialmanager.com>

Sun, Oct 8, 2017 at 8:33 AM

Reply-To: EASTS ISC <isc@eastst.info>

To: PADA LUMBA <pada.lumba@mail.ugm.ac.id>

CC: spriyanto2007@yahoo.co.id, imam.muthohar@ugm.ac.id

Ref.: Ms. No. PP1924R1
Effects of Sleep Duration on the Probability of Accident in Motorcyclists
Proceedings of EASTS

Dear βMr LUMBA,

Thank you for submitting your manuscript for 2017 EASTS conference in HCMC. After the sound and thorough peer review, we successfully proceeded the 2nd round review process of 2017 EASTS conference.

Based on the peer review by International Scientific Committee (ISC) of EASTS, we are pleased to notify you that your submission had been accepted for the EASTS proceedings. We apologize to keep you waiting too long.

The online journal is tentatively expected to be published in the middle of December, 2017. If any details are set, we will let you know as soon as possible.

Editor's comments as followed:

Reviewer's comments as followed:

Sincerely

Jaehak OH, Ph.D.
Chair, International Scientific Committee,
Eastern Asia Society for Transportation Studies



EASTERN ASIA SOCIETY FOR TRANSPORTATION STUDIES
CERTIFICATE OF PARTICIPATION

to
PADA LUMBA

For participating and Making Presentation at

**THE 12th INTERNATIONAL CONFERENCE OF EASTERN ASIA SOCIETY FOR TRANSPORTATION STUDIES (EASTS),
SAFE, GREEN AND INTEGRATED TRANSPORT**

Given on: 18-24 September 2012 at Ho Chi Minh city, Viet Nam

A handwritten signature in black ink, appearing to read "Tran Tuan Hiep".

Prof. Tran Tuan Hiep
Second Vice President of EASTS

